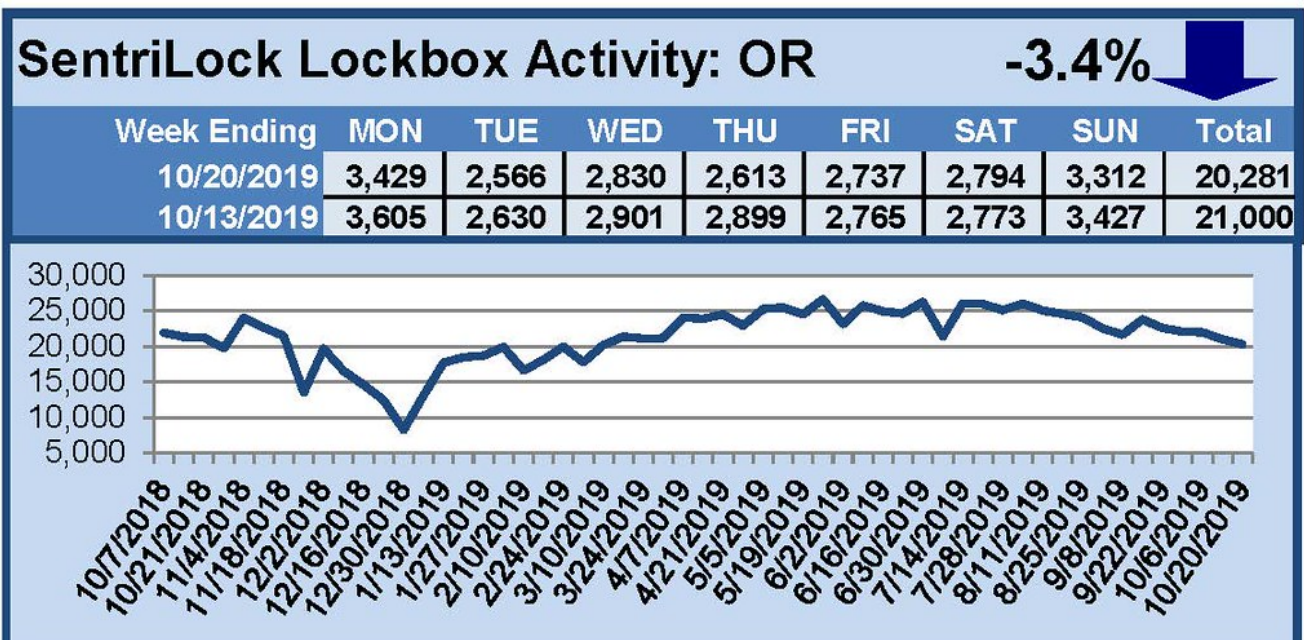
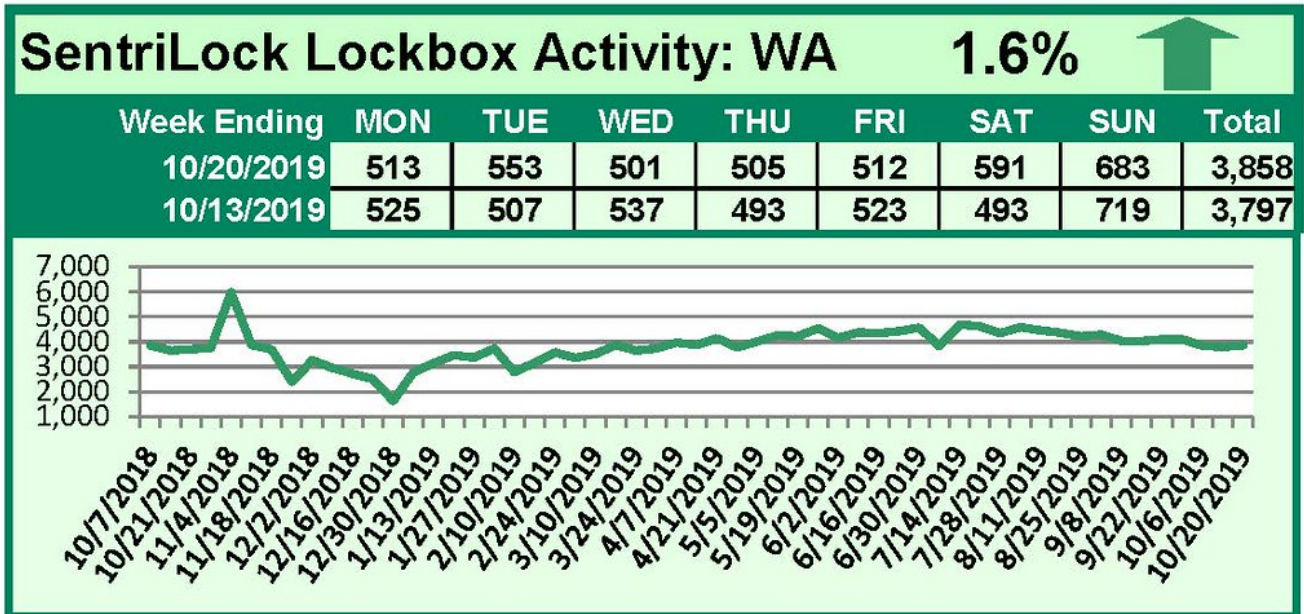


SentriLock Lockbox Activity October 14-20, 2019

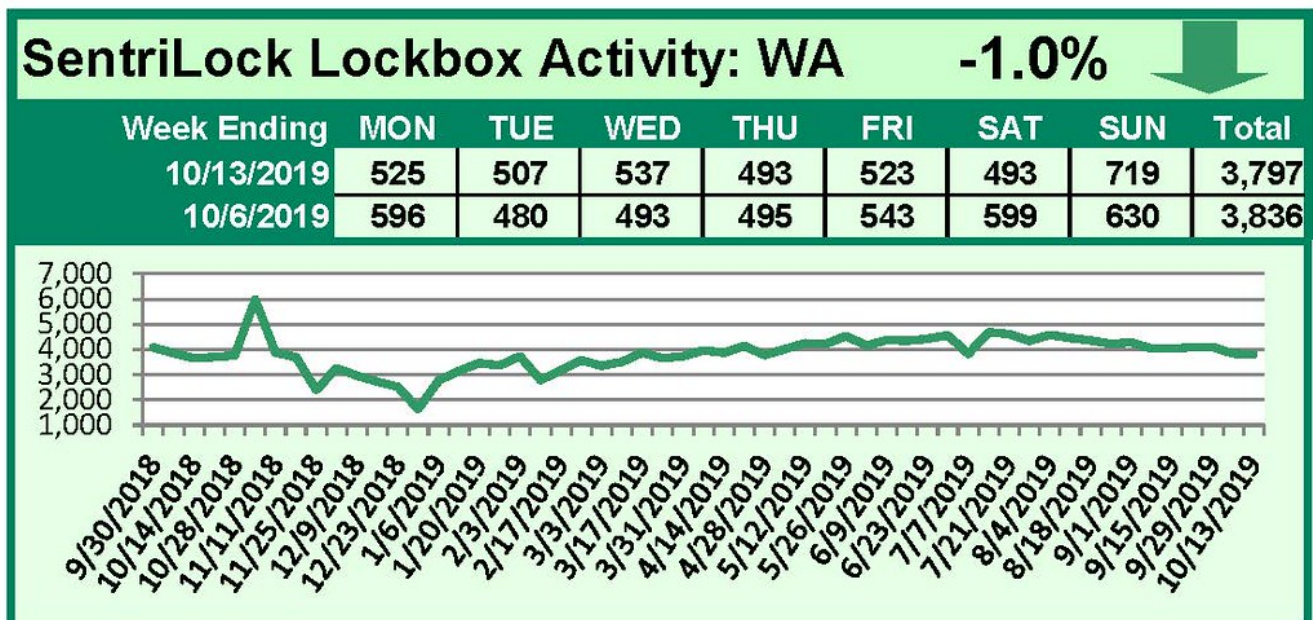


This Week's Lockbox Activity


For the week of October 14-20, 2019, these charts show the number of times RMLS™ subscribers opened SentiLock lockboxes in Oregon and Washington. Last week activity increased in Washington and decreased in Oregon.

For a larger version of each chart, visit the RMLS™ photostream on Flickr.

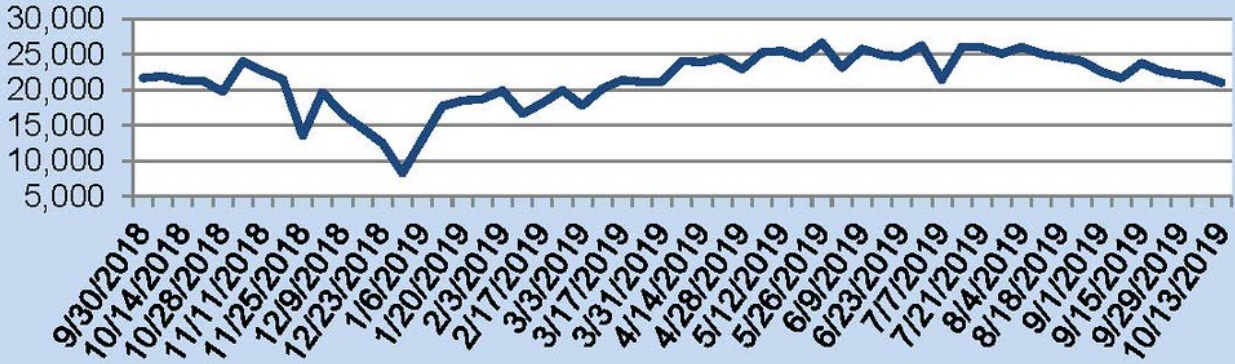
SentiLock Lockbox Activity October 7-13, 2019



SentriLock Lockbox Activity: OR

-4.5% 

Week Ending	MON	TUE	WED	THU	FRI	SAT	SUN	Total
10/13/2019	3,605	2,630	2,901	2,899	2,765	2,773	3,427	21,000
10/6/2019	3,617	2,884	3,010	2,820	2,825	3,022	3,815	21,993



This Week's Lockbox Activity

For the week of October 7-13, 2019, these charts show the number of times RMLS™ subscribers opened SentriLock lockboxes in Oregon and Washington. Activity decreased in both Oregon and Washington this week.

For a larger version of each chart, visit the RMLS™ photostream on Flickr.

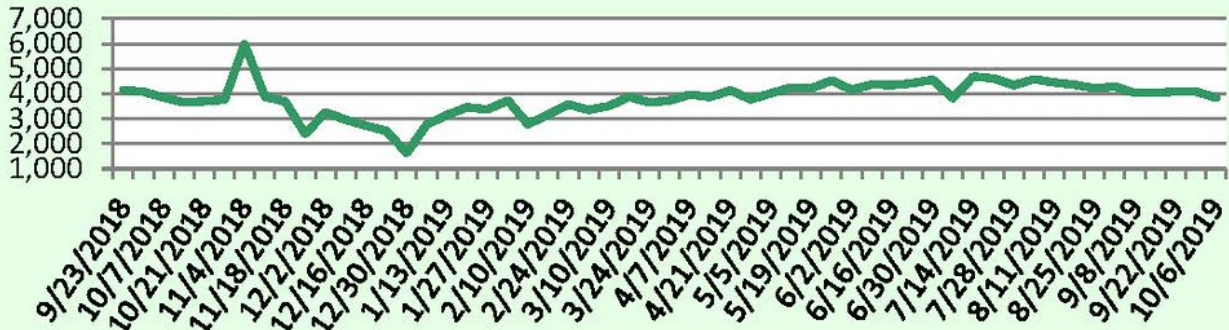
SentriLock Lockbox Activity September 30-October 6, 2019

SentriLock Lockbox Activity: WA

-6.3%



Week Ending	MON	TUE	WED	THU	FRI	SAT	SUN	Total
10/6/2019	596	480	493	495	543	599	630	3,836
9/29/2019	662	484	536	542	550	640	678	4,092

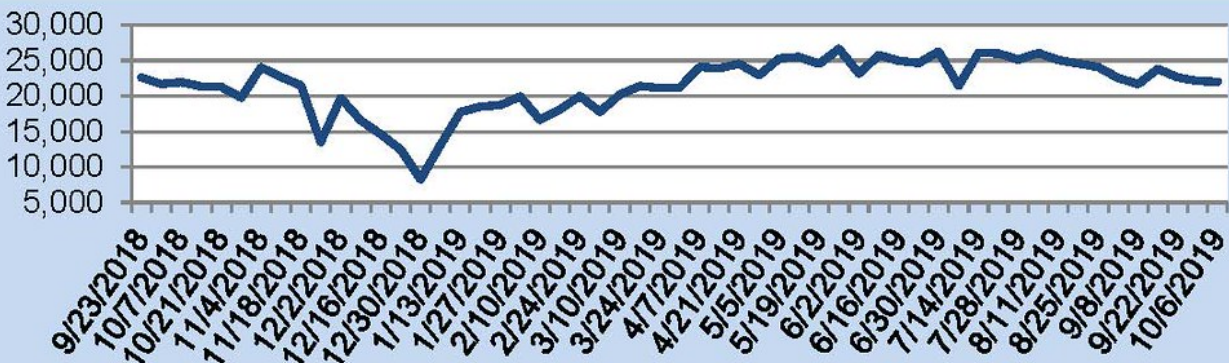


SentriLock Lockbox Activity: OR

-0.4%



Week Ending	MON	TUE	WED	THU	FRI	SAT	SUN	Total
10/6/2019	3,617	2,884	3,010	2,820	2,825	3,022	3,815	21,993
9/29/2019	3,465	2,857	3,052	3,176	2,828	2,970	3,734	22,082



This Week's Lockbox Activity

For the week of September 30-October 6, 2019, these charts show the number of times RMLS™ subscribers opened SentriLock lockboxes in Oregon and Washington. Activity decreased in both Oregon and Washington this week.

For a larger version of each chart, visit the RMLS™ photostream on Flickr.

RMLS™ Rules Roundup for September 2019



The RMLS™ Rules and Regulations Committee has requested that periodic reports are given to subscribers about the number and types of formal rules violations, along with information about informal violations and courtesy notifications by type. Read “If a RMLS™ Rule is Broken, What Happens?” for a deeper explanation.

Have you ever spotted something wrong in a property listing on

RMLSweb? The Data Accuracy team is responsible for sorting things out whenever a RMLS™ subscriber contacts us—whether that is via the “Report Issue” button on a listing, by email, or contacting us directly by phone. In September 2019 our team handled 232 phone calls.

We track 32 specific issues in Listing Data Checker (LDC), the software that helps us spot and correct issues proactively. Six of these are courtesy notifications, but the other 24 are informal violations of the RMLS™ Rules and Regulations. In addition to our focus on education we also process formal violations throughout the year.

HOT TOPICS

Did you know our system sends out courtesy notices? The two main courtesy notices are sent to help remind sellers’ agents about their listings that are set to expire within ten days or their listings that have remained in pending (PEN) status for over 90 days. If you receive a courtesy notice about one of your listings, take a look and see if that listing needs to be updated in RMLSweb. If the information provided is correct, then no action is needed. If you have any questions regarding a courtesy notice simply reply to the email and Data Accuracy will be happy to help answer your questions.

FORMAL VIOLATIONS

The RMLS™ Rules and Regulations Committee reviews all formal complaints which allege a violation of the RMLS™ Rules and Regulations. The committee has the power to impose sanctions.

The committee reviewed two formal violations at the September meeting. The violations were both for misuse of a lockbox and a total of \$1,600.00 in fines were levied.

- *5.1L Unauthorized Use of a Lockbox*: An agent entered a listing that was in PEN status.
- *5.1L Unauthorized Use of a Lockbox*: Buyer's agent provided a lockbox code to their buyer.

INFORMAL VIOLATIONS

In September 2019, RMLS™ Data Accuracy staff reviewed 21,445 listings in addition to the 469 notices sent through "Report Issue" button on RMLSweb. Of the items reviewed, 1,336 violation notices and 2,433 courtesy notices were sent out.

Category	September
Missing Tax ID	464
Personal Promotion	129
Missing School	93
Incorrect or Missing Information	82
Year Built	80
Duplicate Listing	51
Missing Owner Name	28
No Showings	25
Listing Input in Incorrect MLS Area	19
Missing or Incorrect 1st Photo	18
Is Property a Condo	12
Conditions to Compensation	11

Missing Condo Unit Number	11
Inaccurate Lot Size	8
Duplicate Listing in Different Categories	8
Partial Bathrooms Greater than Five	6
City Unknown	5
Duplicate Listing Different Listing Agent	1
Is Listing a Short Sale?	1

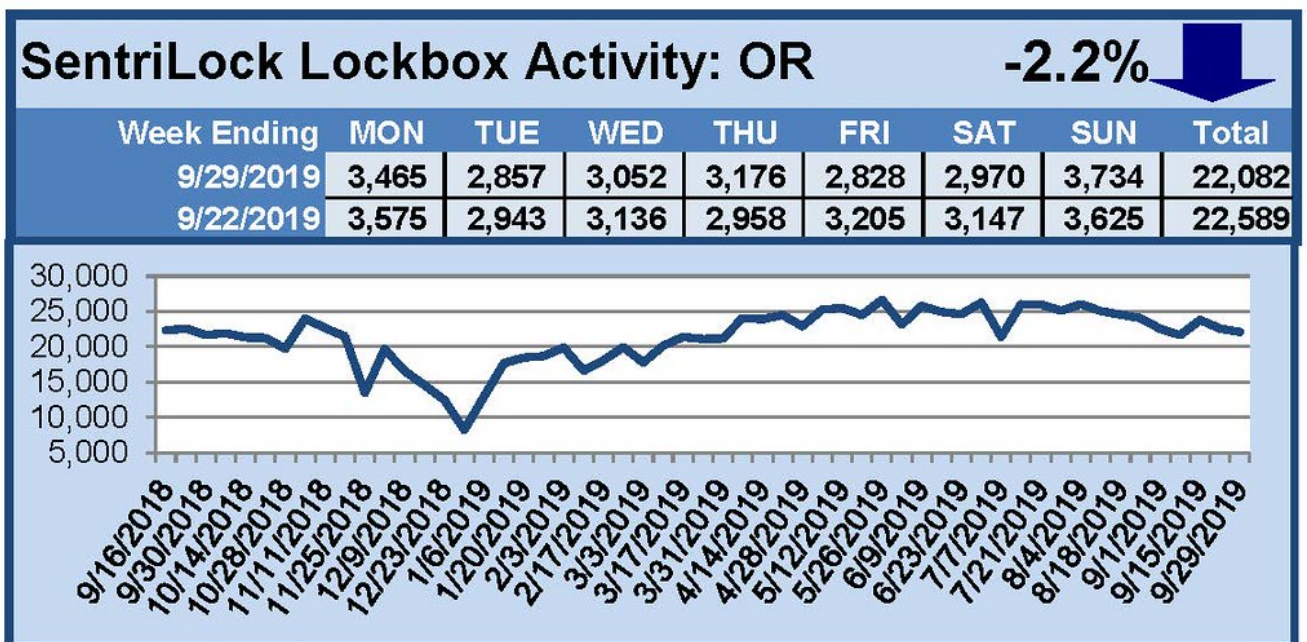
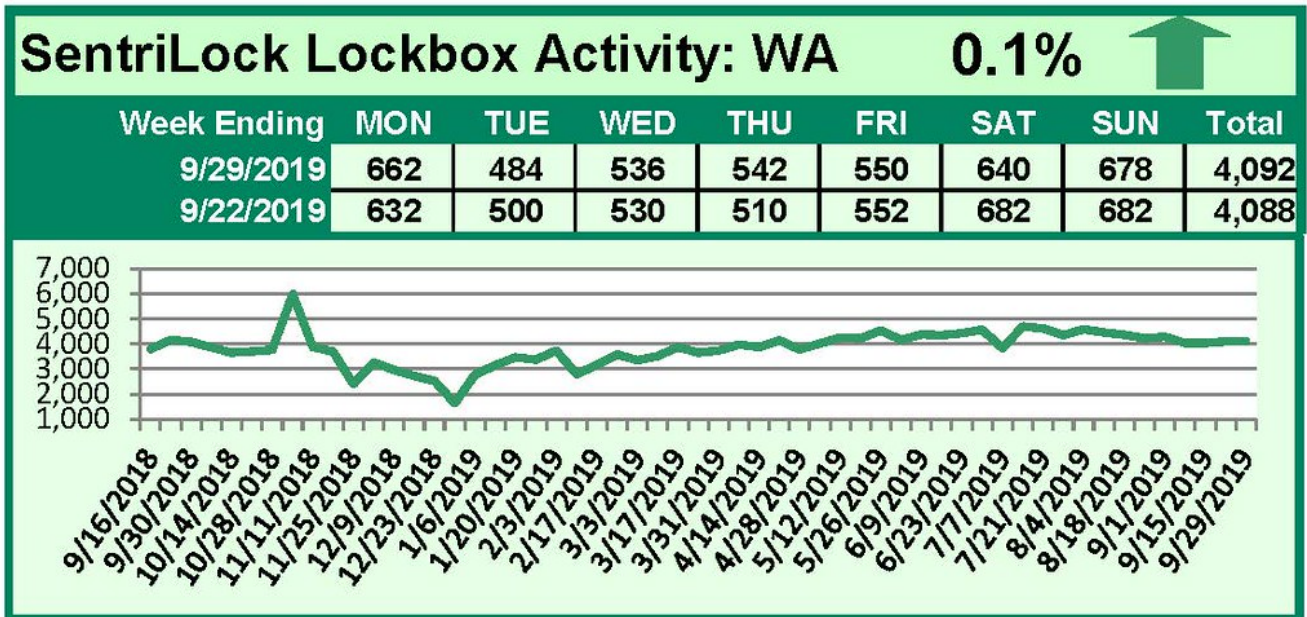
Following are the courtesy notifications sent to RMLS™ subscribers in September 2019:

Category	September
Listing Still Pending	401
Multiple Owner Names in First Field	359
Listing is Set to Expire	272
New Listing Input Over 24 Hours	80

When we notice an uptick in a specific type of violation (perhaps a rule recently changed or market conditions lead to an increase in a certain type of issue) we may also put a notification up on RMLSweb, educating subscribers before one of their listings gets flagged and we need to contact them.

RMLS™ Data Accuracy can be reached via email or by phone at (503) 236-7657 if you ever have questions about the RMLS™ Rules and Regulations, if you wonder whether a specific listing has inaccurate data, or if you want to chat with us more about the above information.

SentriLock Lockbox Activity September 23-29, 2019

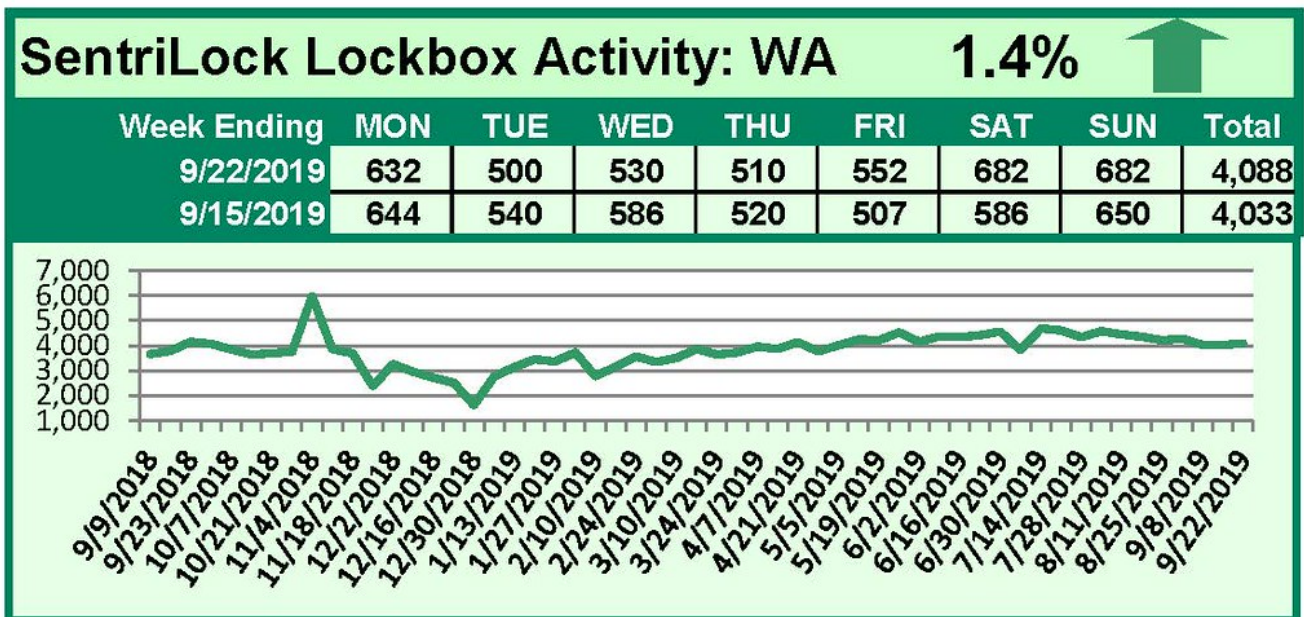


This Week's Lockbox Activity


For the week of September 23-29, 2019, these charts show the number of times RMLS™ subscribers opened SentiLock lockboxes in Oregon and Washington. This week activity again increased in Washington while decreasing in Oregon.

For a larger version of each chart, visit the RMLS™ photostream on Flickr.

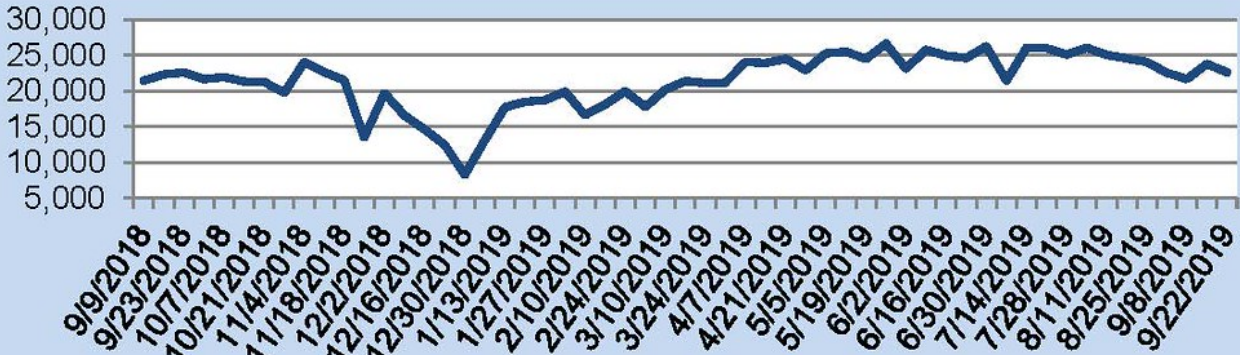
SentiLock Lockbox Activity September 16-22, 2019



SentriLock Lockbox Activity: OR

-5.1% 

Week Ending	MON	TUE	WED	THU	FRI	SAT	SUN	Total
9/22/2019	3,575	2,943	3,136	2,958	3,205	3,147	3,625	22,589
9/15/2019	3,949	2,893	3,112	3,348	3,379	3,228	3,882	23,791



This Week's Lockbox Activity

For the week of September 16-22, 2019, these charts show the number of times RMLS™ subscribers opened SentriLock lockboxes in Oregon and Washington. Activity increased in Washington this week while decreasing in Oregon.

For a larger version of each chart, visit the RMLS™ photostream on Flickr.

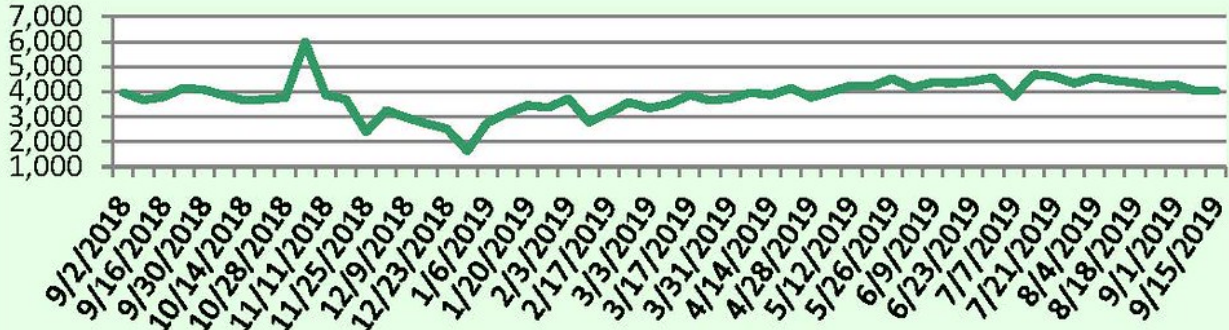
SentriLock Lockbox Activity September 9-15, 2019

SentriLock Lockbox Activity: WA

0.0%



Week Ending	MON	TUE	WED	THU	FRI	SAT	SUN	Total
9/15/2019	644	540	586	520	507	586	650	4,033
9/8/2019	450	447	582	614	627	626	686	4,032

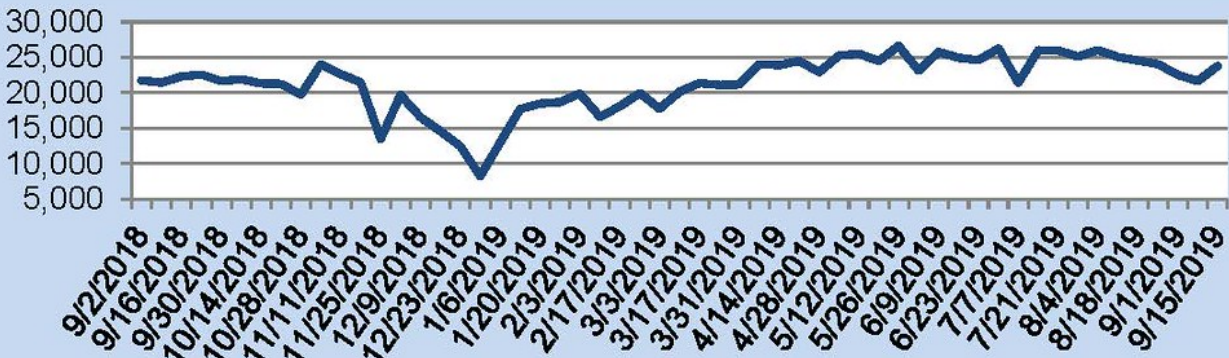


SentriLock Lockbox Activity: OR

9.8%



Week Ending	MON	TUE	WED	THU	FRI	SAT	SUN	Total
9/15/2019	3,949	2,893	3,112	3,348	3,379	3,228	3,882	23,791
9/8/2019	2,640	2,103	3,031	3,459	3,298	3,327	3,807	21,665

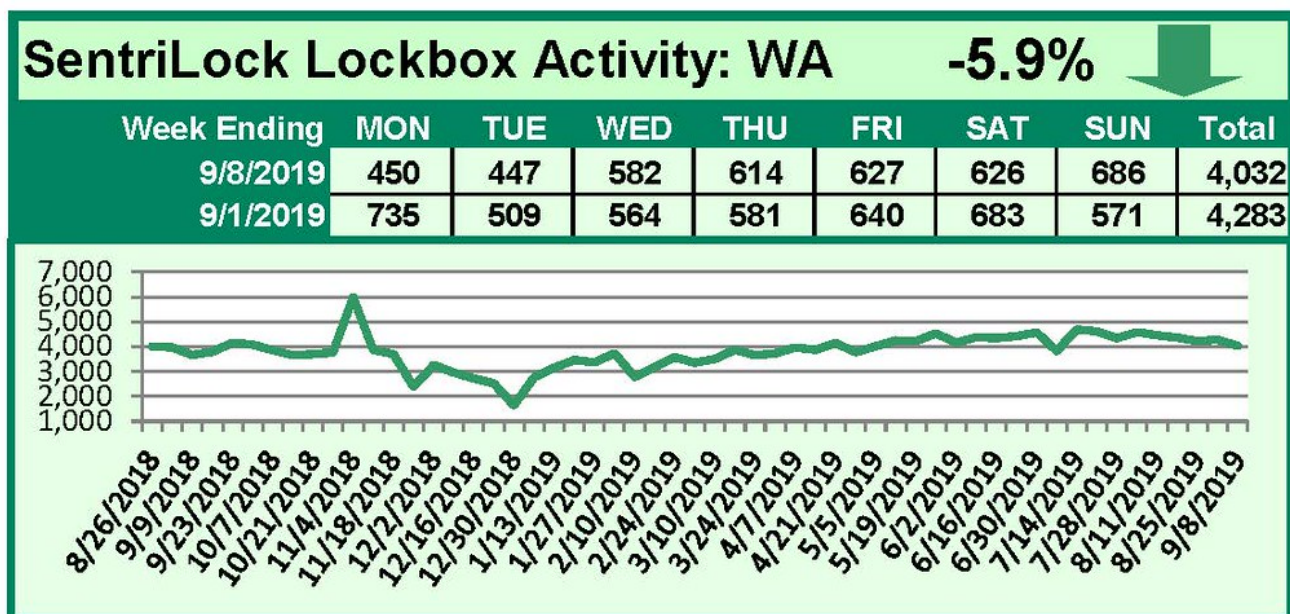


This Week's Lockbox Activity

For the week of September 9-15, 2019, these charts show the number of times RMLS™ subscribers opened SentriLock lockboxes in Oregon and Washington. This week, activity remained steady in Washington while increasing in Oregon.

For a larger version of each chart, visit the RMLS™ photostream on Flickr.

SentriLock Lockbox Activity September 2-8, 2019

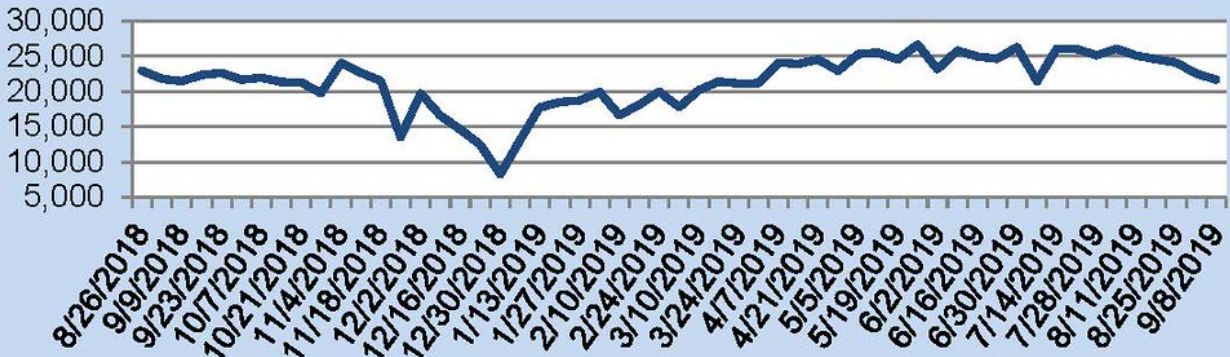


SentriLock Lockbox Activity: OR

-3.9%



Week Ending	MON	TUE	WED	THU	FRI	SAT	SUN	Total
9/8/2019	2,640	2,103	3,031	3,459	3,298	3,327	3,807	21,665
9/1/2019	3,659	3,008	3,264	3,153	3,171	3,067	3,221	22,543



This Week's Lockbox Activity

For the week of September 2-8, 2019, these charts show the number of times RMLS™ subscribers opened SentriLock lockboxes in Oregon and Washington. This week, activity decreased in both Oregon and Washington.

For a larger version of each chart, visit the RMLS™ photostream on Flickr.

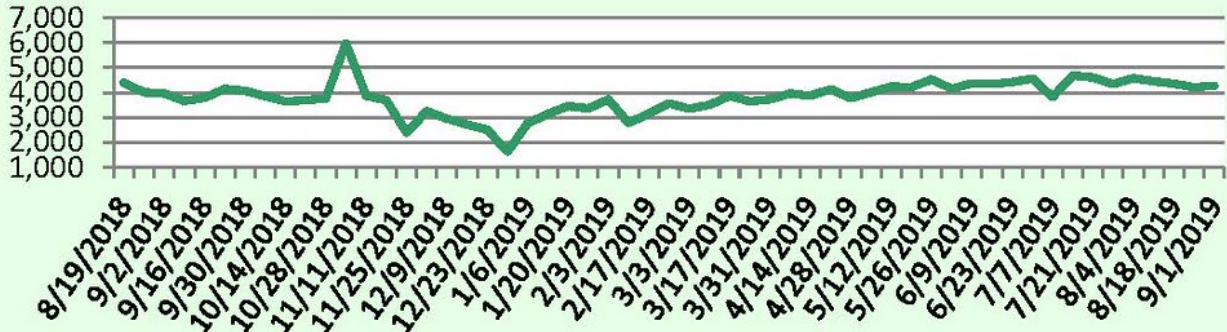
SentriLock Lockbox Activity August 26-September 1, 2019

SentriLock Lockbox Activity: WA

1.4%



Week Ending	MON	TUE	WED	THU	FRI	SAT	SUN	Total
9/1/2019	735	509	564	581	640	683	571	4,283
8/25/2019	705	575	622	564	517	561	680	4,224

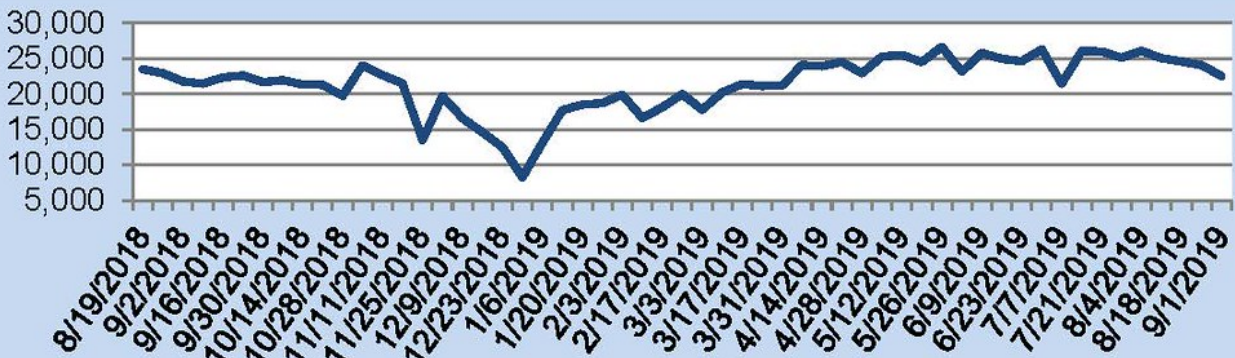


SentriLock Lockbox Activity: OR

-6.4%



Week Ending	MON	TUE	WED	THU	FRI	SAT	SUN	Total
9/1/2019	3,659	3,008	3,264	3,153	3,171	3,067	3,221	22,543
8/25/2019	3,912	3,199	3,452	3,413	3,228	3,208	3,683	24,095

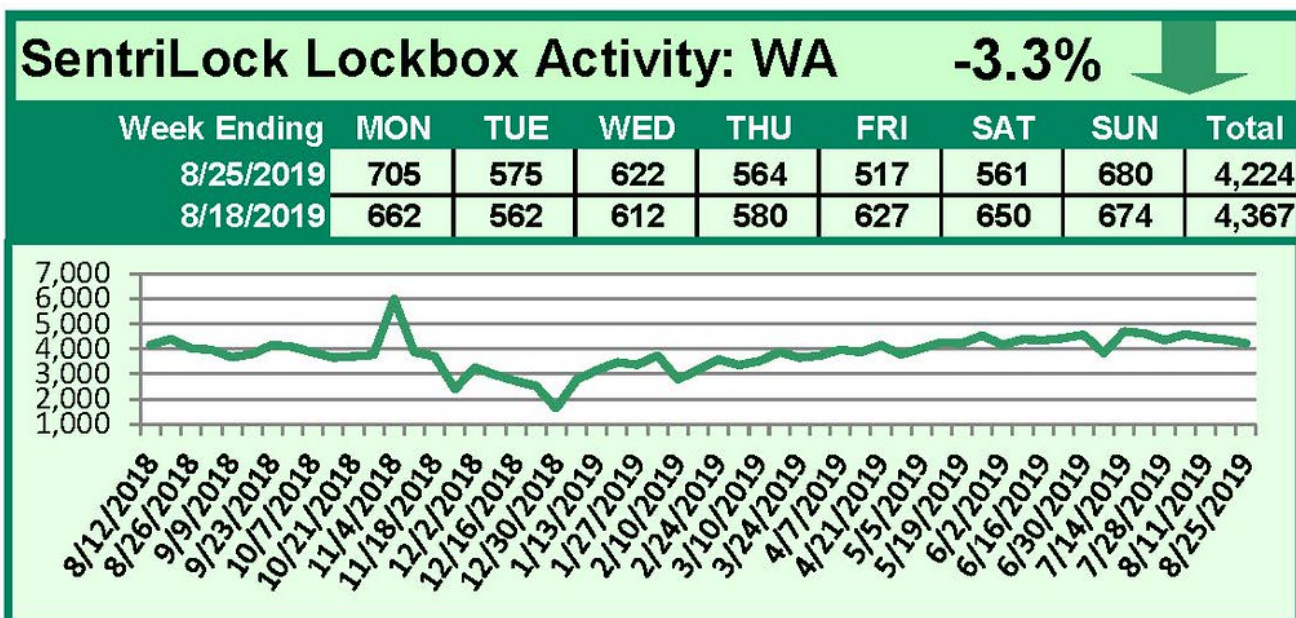


This Week's Lockbox Activity


For the week of August 26-September 1, 2019, these charts show the number of times RMLS™ subscribers opened SentriLock lockboxes in Oregon and Washington. Activity increased in Washington and decreased in Oregon this week.

For a larger version of each chart, visit the RMLS™ photostream on Flickr.

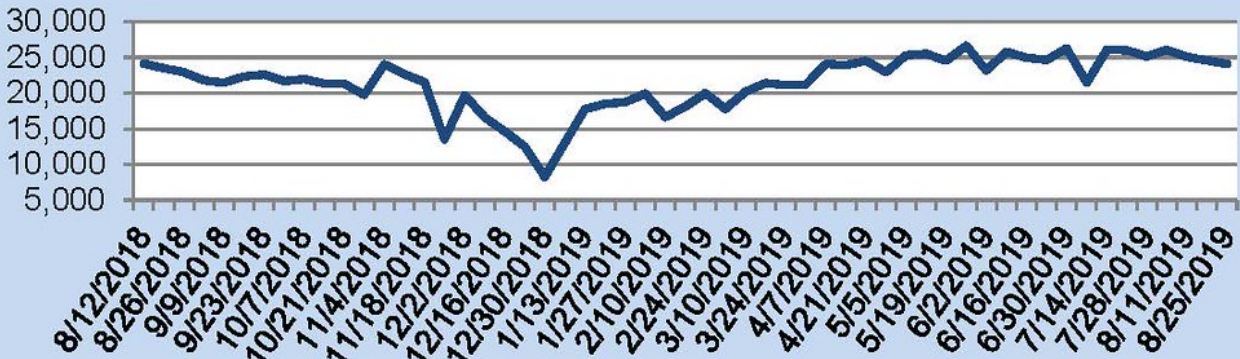
SentriLock Lockbox Activity August 19-25, 2019



SentriLock Lockbox Activity: OR

-2.0% 

Week Ending	MON	TUE	WED	THU	FRI	SAT	SUN	Total
8/25/2019	3,912	3,199	3,452	3,413	3,228	3,208	3,683	24,095
8/18/2019	3,809	3,418	3,473	3,321	3,504	3,384	3,667	24,576



This Week's Lockbox Activity

For the week of August 19-25, 2019, these charts show the number of times RMLS™ subscribers opened SentriLock lockboxes in Oregon and Washington. Activity decreased in both Washington and Oregon this week.

For a larger version of each chart, visit the RMLS™ photostream on Flickr.