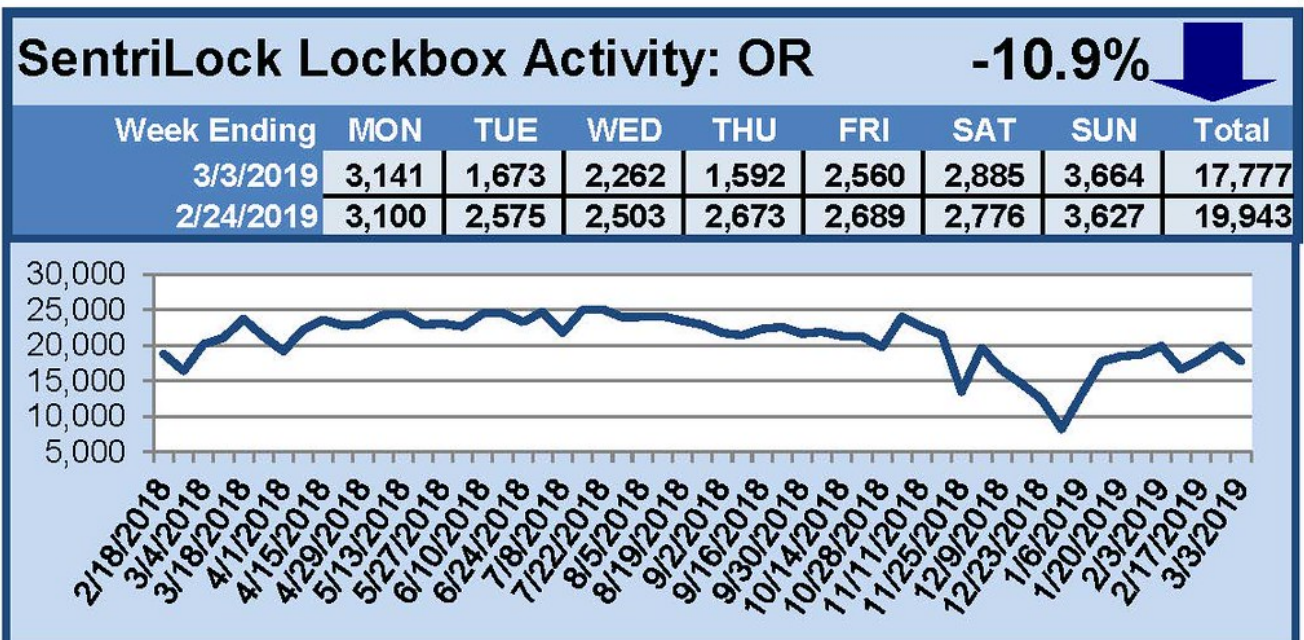
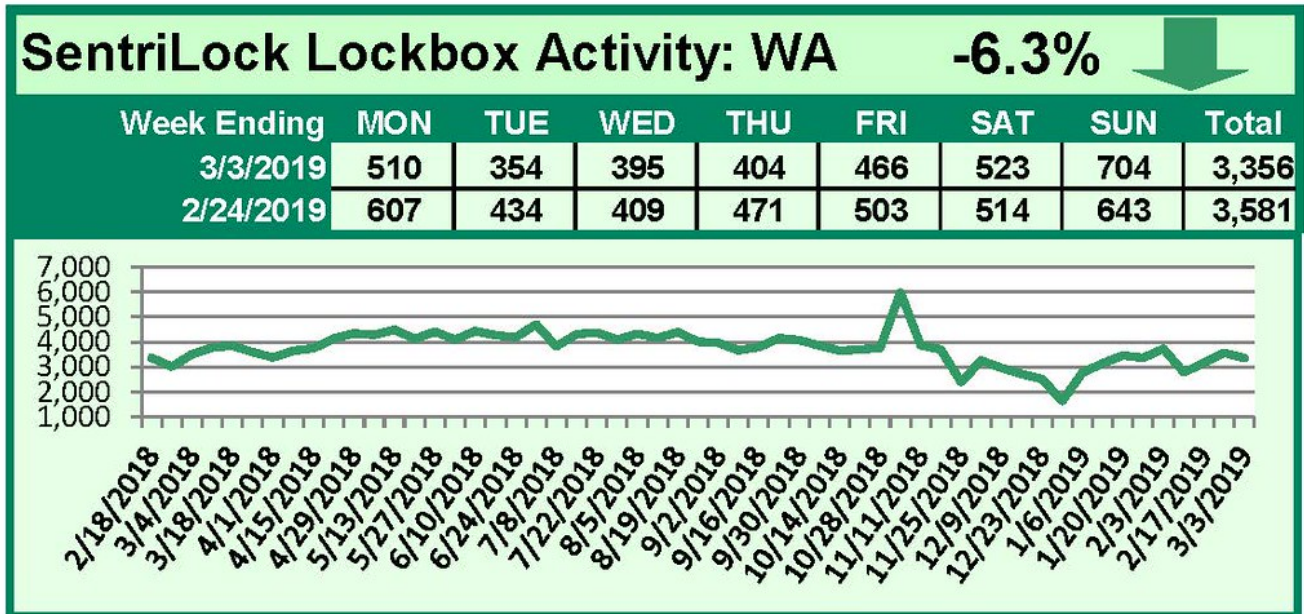


SentriLock Lockbox Activity February 25-March 3, 2019



This Week's Lockbox Activity

For the week of February 25-March 3, 2019, these charts show the number of times RMLS™ subscribers opened SentiLock lockboxes in Oregon and Washington. Activity decreased in both states this week.

For a larger version of each chart, visit the RMLS™ photostream on Flickr.

RMLS™ Rules Roundup for 2018



The RMLS™ Rules and Regulations Committee has requested that periodic reports are given to subscribers about the number and types of formal rules violations, along with information about informal violations and courtesy notifications by type. Read

“If a RMLS™ Rule is Broken, What Happens?” for a deeper explanation.

Have you ever spotted something wrong in a property listing on RMLSweb? The Data Accuracy team is responsible for sorting things out whenever a RMLS™ subscriber contacts us—whether that is via the “Report Issue” button on a listing, by email, or contacting us directly by phone. We hear from many of you: in 2018 our team handled 3,737 phone calls!

You can probably imagine how busy that keeps our small staff, and in 2018 we started using new software, called Listing Data Checker (LDC), to help us spot and correct issues more proactively. LDC helps automate simple tasks that used to take staff time every single work day.

We track 30 specific issues in LDC. Six of these are courtesy notifications, but the other 24 are informal violations of the RMLS™ Rules and Regulations. In addition to our focus on education in 2018 there were eight formal violations that resulted in \$1,400 in fines being collected.

FORMAL VIOLATIONS

The RMLS™ Rules and Regulations Committee reviews all formal complaints which allege a violation of the RMLS™ Rules and Regulations. The committee has the power to impose sanctions.

In 2018, eight formal rules violations were filed, with a grand total of \$1,400 in fines levied. Following is a list of the specific violations:

- *5.1L Unauthorized Use of a Lockbox:* Buyer's agent let buyers into a listing, then left them there to go to another listing. Seller's agent came to the listing to discover the buyers inside the listing without their agent present.
- *5.1S Marketing of Listing Prior to Publication:* Buyers contacted their agent to inquire about a property with a sign that they wanted to see. The listing was not in RMLSweb as either an excluded listing or in CSN status. The listing was put in as an active listing one week after the buyer's agent contacted the seller's agent.
- *5.1S Marketing of Listing Prior to Publication:* Subscriber noticed a yard sign on a property on a Thursday. By the following Monday the listing had not been entered into RMLSweb. Property was made active six calendar days after sign was put on property.
- *5.1S Marketing of Listing Prior to Publication:* Subscriber found a "Coming Soon" listing on a public Facebook page.
- *5.1S Marketing of Listing Prior to Publication:* Subscriber saw a sign on a property saying that it was "Coming Soon." When they checked RMLSweb, they found the property was not yet listed. When they made inquiries with the seller's firm they were told that it would be live in five calendar days.
- *5.1L Unauthorized Use of a Lockbox:* Seller's listing was in pending status and had been for four days. Another agent entered property without contacting seller's agent or making an appointment.
- *5.1L Unauthorized Use of a Lockbox:* Seller's listing was in pending status for 18 days when another agent entered property without permission.
- *5.1G Sold or Leased Input Over 144 Hours from Effective Date:* A property sold on Monday and the status was not updated from pending to sold for four weeks.

INFORMAL VIOLATIONS

In 2018, the Data Accuracy staff reviewed 438,452 listings and found the following informal violations.

2,888	Listing Missing Tax ID
1,816	Incorrect /Missing Information
1,547	Personal Promotion
1,172	Year Built Description
833	Owner Name
789	Missing School
623	Incorrect Address
483	Duplicate Listing
388	No Showing
371	Incorrect 1st Photo
244	Concessions
163	Missing Condo Unit
85	Partial Bathrooms 5+
80	Listing Input in Incorrect MLS Area
56	City Unknown
51	HUD
44	Is Property a Condo
6	Duplicate Sold in Different Category
6	Photograph Omit Form
4	Short Sale Not Indicated
1	Fannie Mae
1	Duplicate Listing Different Agent
0	Inaccurate Lot Size

0	Missing SqFt by Level
---	-----------------------

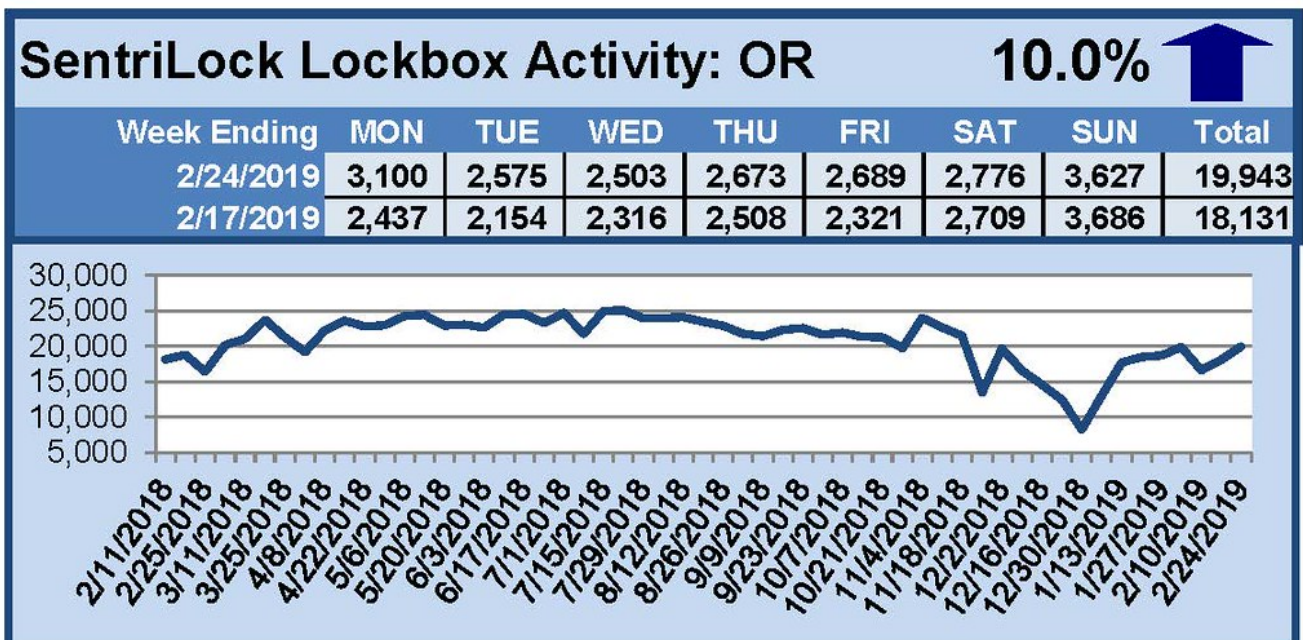
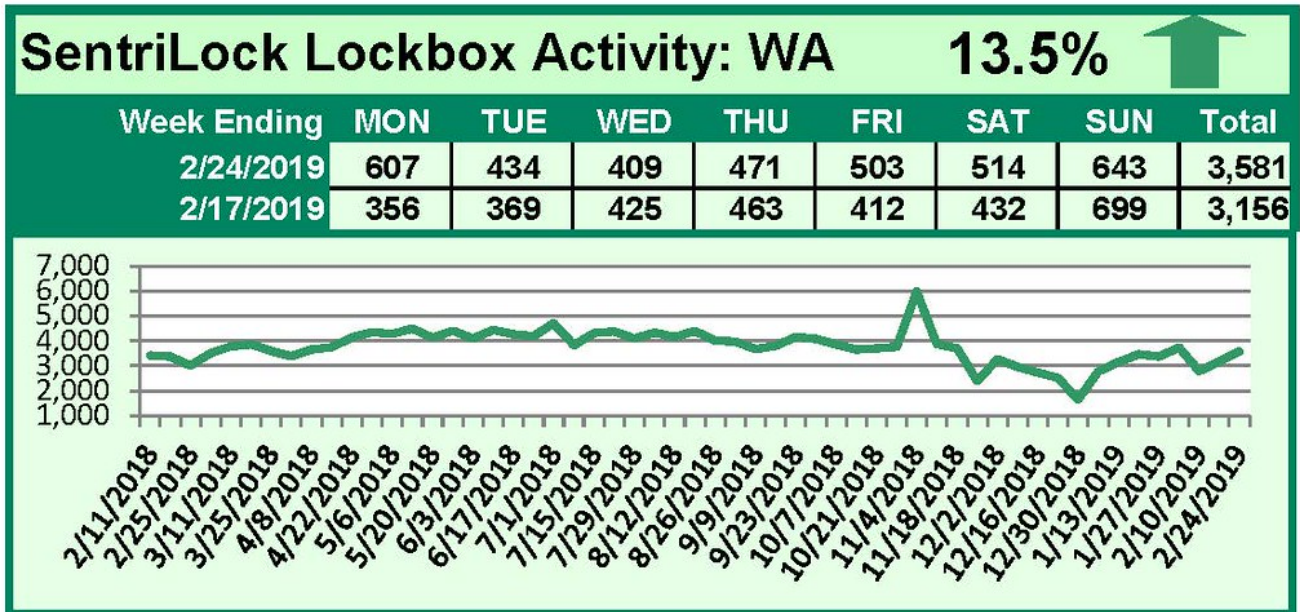
Following are the courtesy notifications sent to RMLS™ subscribers in 2018, largely through the work of LDC.

3,369	Multiple Owners in 1st Owner Name field
1,907	Listing is Still Pending
407	New Listing Input Over 72/24 Hours
177	Listing is Set to Expire
68	Listing Status Change Over 72/24 Hours
1	Listing is Still Pending w/Lease

You can see we have our work cut out for us in Data Accuracy! When we notice an uptick in a specific type of violation (perhaps a rule has recently changed or market conditions lead to an increase in a certain type of issue) we may also put a notification up on RMLSweb, educating subscribers before one of their listings gets flagged and we need to contact them.

RMLS™ Data Accuracy can be reached via email or by phone at (503) 236-7657 if you ever have questions about the RMLS™ Rules and Regulations, if you wonder whether a specific listing has inaccurate data, or if you want to chat with us more about the above information.

SentriLock Lockbox Activity February 18-24, 2019

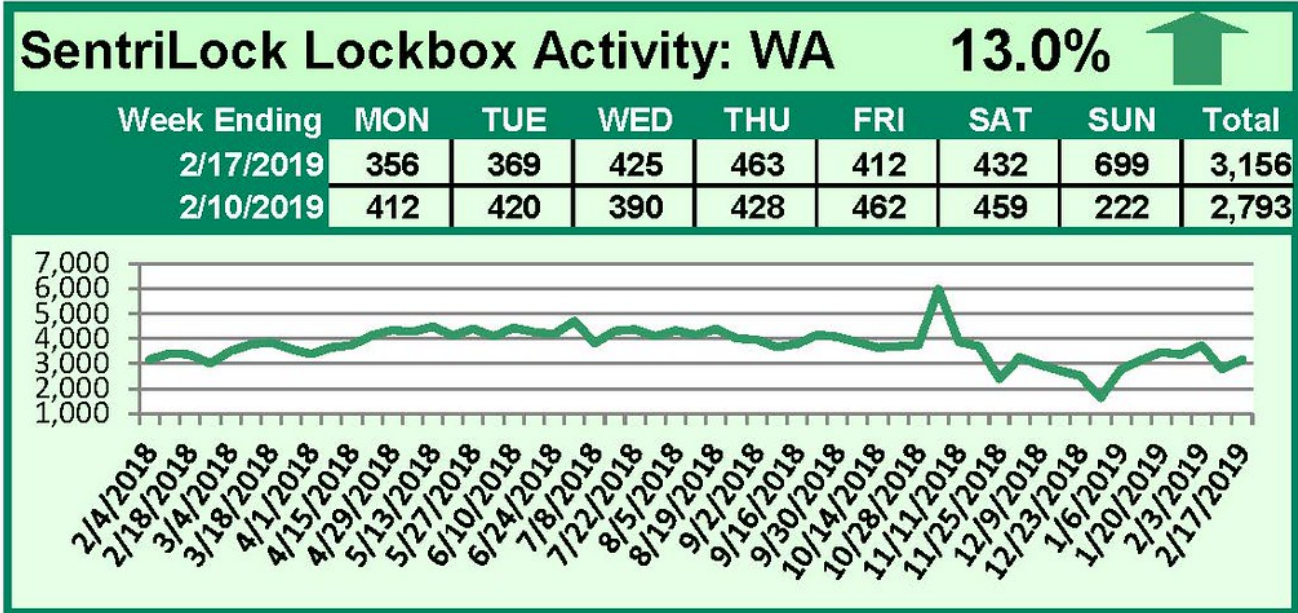


This Week's Lockbox Activity

For the week of February 18-24, 2019, these charts show the number of times RMLS™ subscribers opened SentiLock lockboxes in Oregon and Washington. Activity increased in both states this week.

For a larger version of each chart, visit the RMLS™ photostream on Flickr.

SentiLock Lockbox Activity February 11-17, 2019

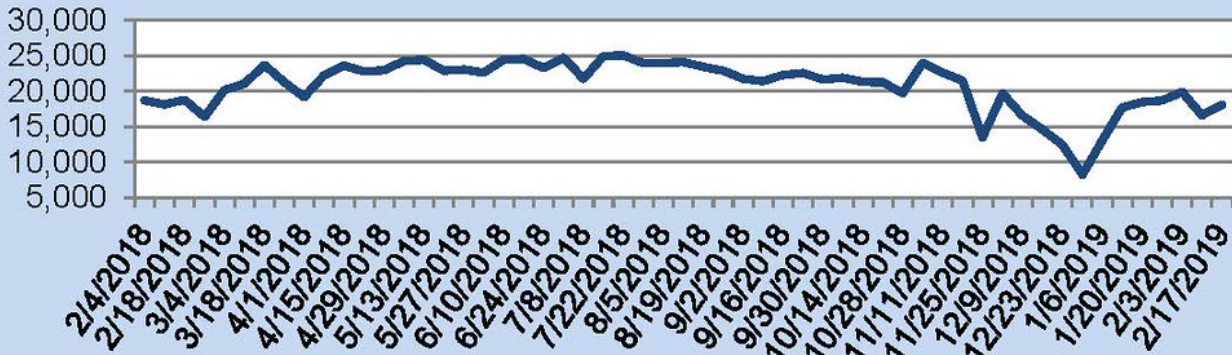


SentriLock Lockbox Activity: OR

9.0%



Week Ending	MON	TUE	WED	THU	FRI	SAT	SUN	Total
2/17/2019	2,437	2,154	2,316	2,508	2,321	2,709	3,686	18,131
2/10/2019	2,301	2,222	1,989	2,688	2,540	2,898	1,990	16,628



This Week's Lockbox Activity

For the week of February 11-17, 2019, these charts show the number of times RMLS™ subscribers opened SentriLock lockboxes in Oregon and Washington. Activity increased in both states this week.

For a larger version of each chart, visit the RMLS™ photostream on Flickr.

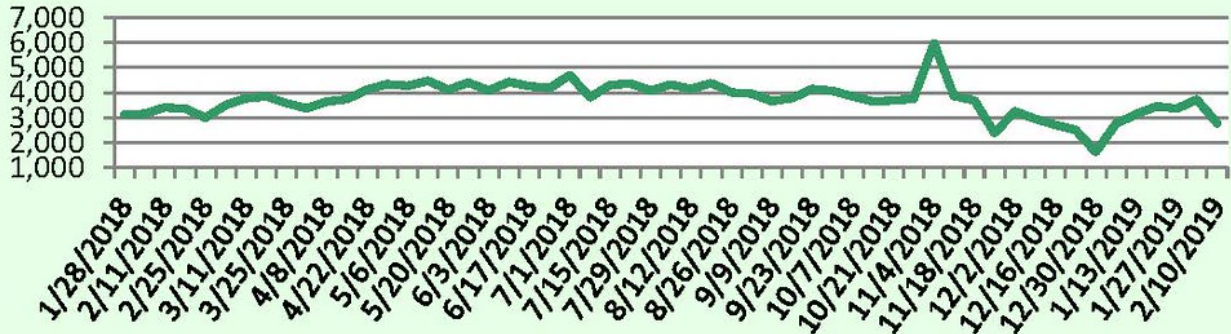
SentriLock Lockbox Activity February 4-10, 2019

SentriLock Lockbox Activity: WA

-25.2%



Week Ending	MON	TUE	WED	THU	FRI	SAT	SUN	Total
2/10/2019	412	420	390	428	462	459	222	2,793
2/3/2019	537	399	443	500	508	595	753	3,735

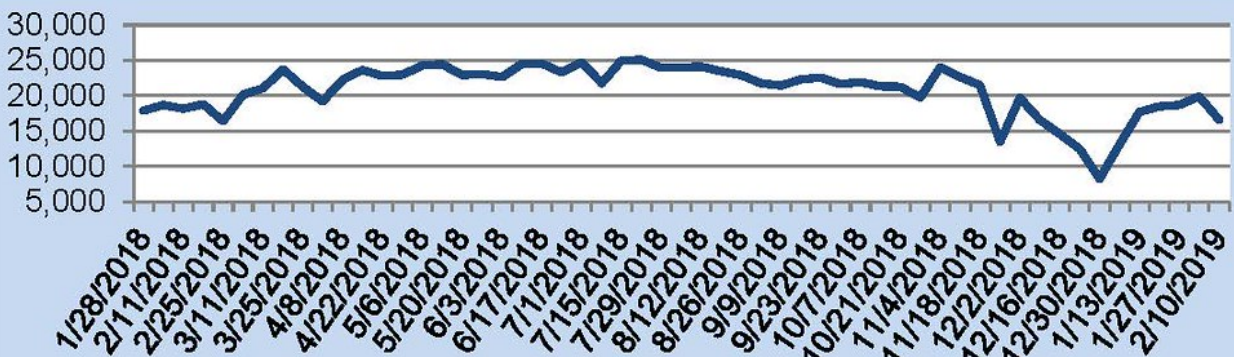


SentriLock Lockbox Activity: OR

-16.6%



Week Ending	MON	TUE	WED	THU	FRI	SAT	SUN	Total
2/10/2019	2,301	2,222	1,989	2,688	2,540	2,898	1,990	16,628
2/3/2019	3,319	2,389	2,602	2,482	2,666	2,572	3,896	19,926

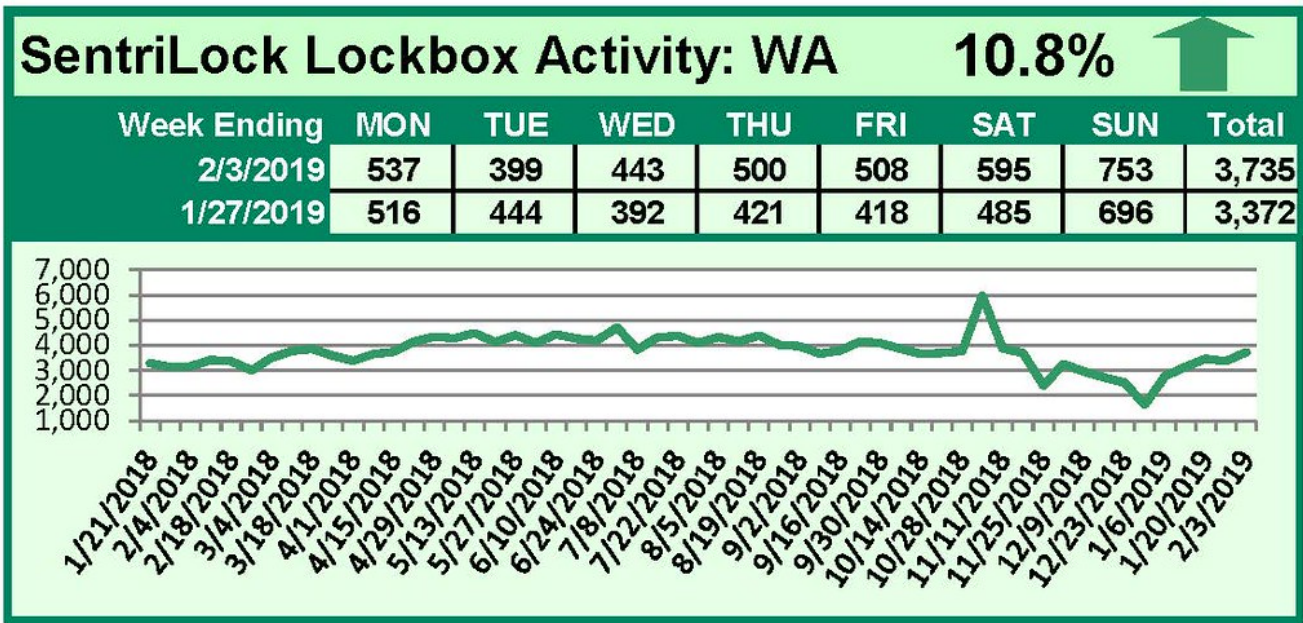


This Week's Lockbox Activity

For the week of February 4-10, 2019, these charts show the number of times RMLS™ subscribers opened SentriLock lockboxes in Oregon and Washington. Activity in both states decreased this week.

For a larger version of each chart, visit the RMLS™ photostream on Flickr.

SentriLock Lockbox Activity January 28-February 3, 2019

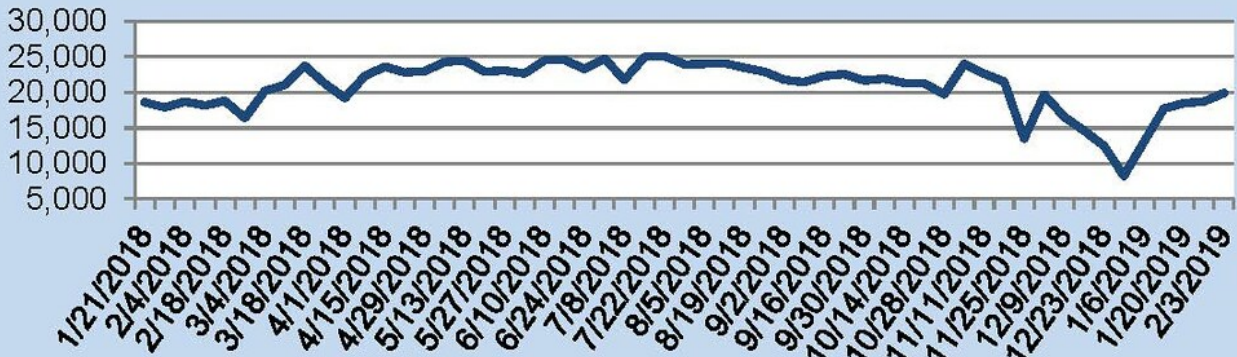


SentriLock Lockbox Activity: OR

6.5%



Week Ending	MON	TUE	WED	THU	FRI	SAT	SUN	Total
2/3/2019	3,319	2,389	2,602	2,482	2,666	2,572	3,896	19,926
1/27/2019	3,001	2,437	2,129	2,357	2,474	2,734	3,584	18,716



This Week's Lockbox Activity

For the week of January 28-February 3, 2019, these charts show the number of times RMLS™ subscribers opened SentriLock lockboxes in Oregon and Washington. Both states saw an increase in activity this week.

For a larger version of each chart, visit the RMLS™ photostream on Flickr.

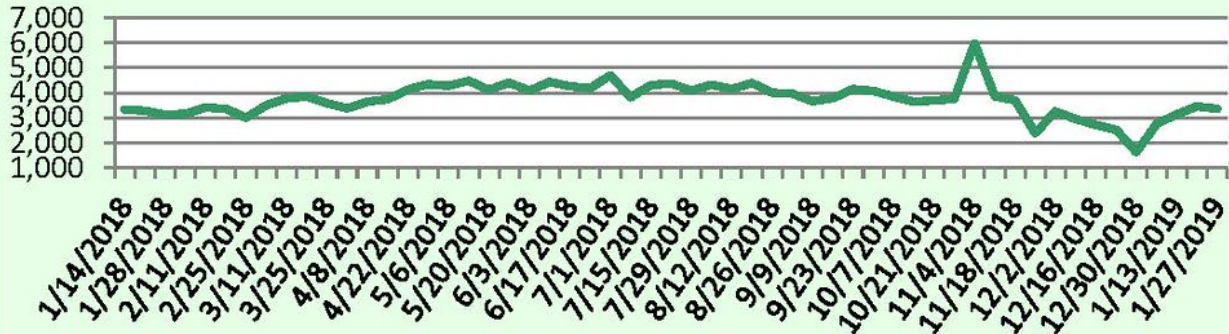
SentriLock Lockbox Activity January 21-27, 2019

SentriLock Lockbox Activity: WA

-2.6%



Week Ending	MON	TUE	WED	THU	FRI	SAT	SUN	Total
1/27/2019	516	444	392	421	418	485	696	3,372
1/20/2019	596	428	399	406	494	480	659	3,462

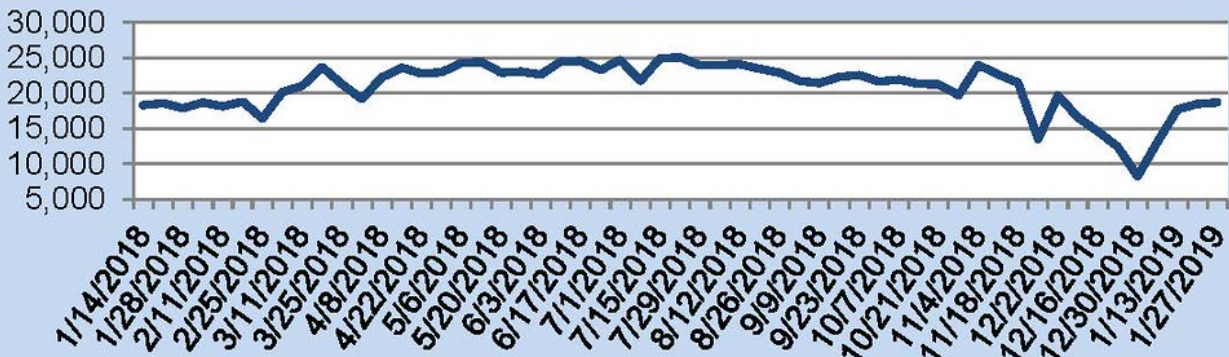


SentriLock Lockbox Activity: OR

1.2%



Week Ending	MON	TUE	WED	THU	FRI	SAT	SUN	Total
1/27/2019	3,001	2,437	2,129	2,357	2,474	2,734	3,584	18,716
1/20/2019	3,139	2,253	2,337	2,310	2,341	2,377	3,740	18,497

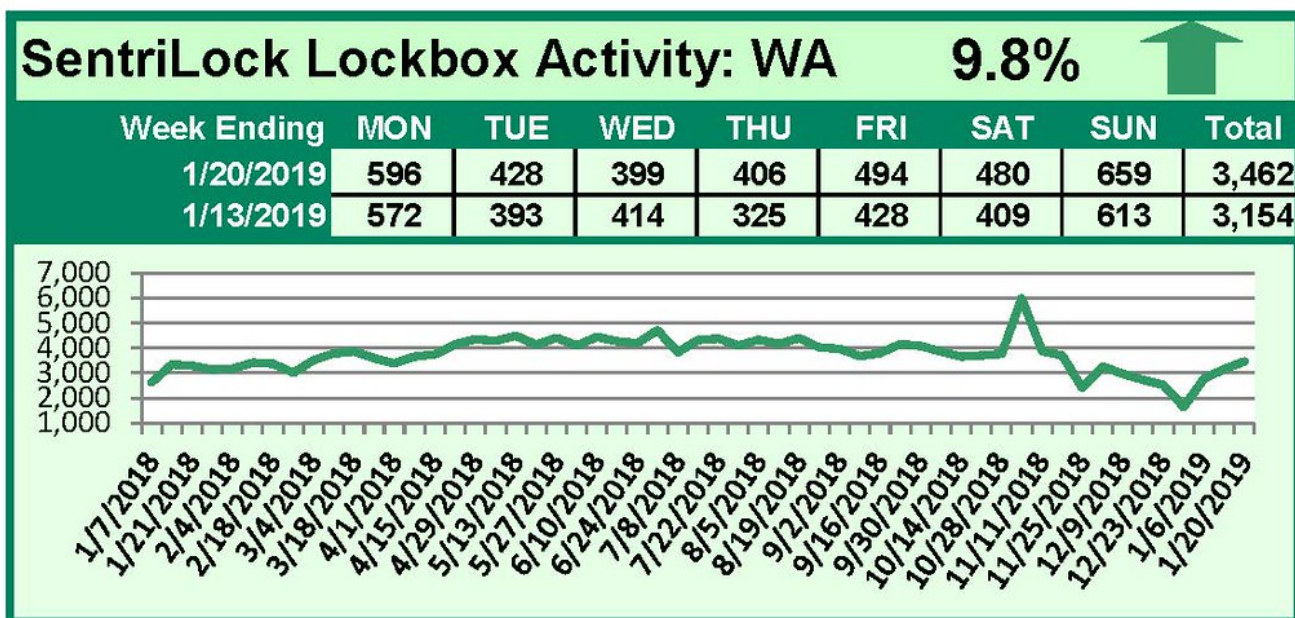


This Week's Lockbox Activity

For the week of January 21-27, 2019, these charts show the number of times RMLS™ subscribers opened SentriLock lockboxes in Oregon and Washington. Washington saw a decrease in activity this week, while activity in Oregon saw activity increase.

For a larger version of each chart, visit the RMLS™ photostream on Flickr.

SentriLock Lockbox Activity January 14-20, 2019

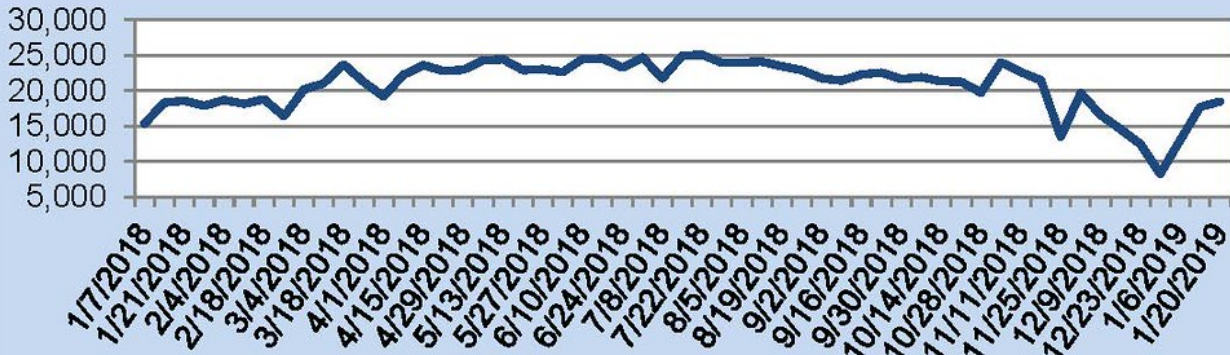


SentriLock Lockbox Activity: OR

4.3%



Week Ending	MON	TUE	WED	THU	FRI	SAT	SUN	Total
1/20/2019	3,139	2,253	2,337	2,310	2,341	2,377	3,740	18,497
1/13/2019	2,759	2,008	2,163	2,167	2,437	2,435	3,770	17,739



This Week's Lockbox Activity

For the week of January 14-20, 2019, these charts show the number of times RMLS™ subscribers opened SentriLock lockboxes in Oregon and Washington. Activity rose in both Oregon and Washington again this week.

For a larger version of each chart, visit the RMLS™ photostream on Flickr.

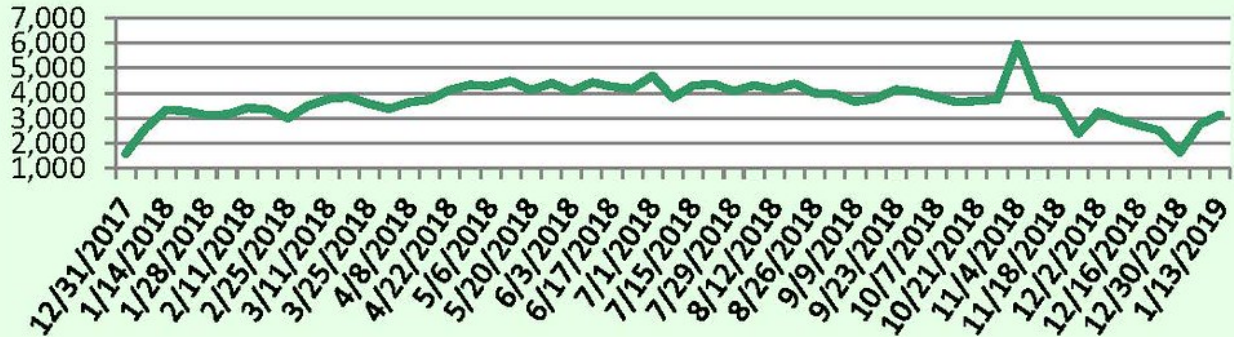
SentriLock Lockbox Activity January 7-13, 2019

SentriLock Lockbox Activity: WA

14.1%



Week Ending	MON	TUE	WED	THU	FRI	SAT	SUN	Total
1/13/2019	572	393	414	325	428	409	613	3,154
1/6/2019	415	265	180	369	448	467	621	2,765

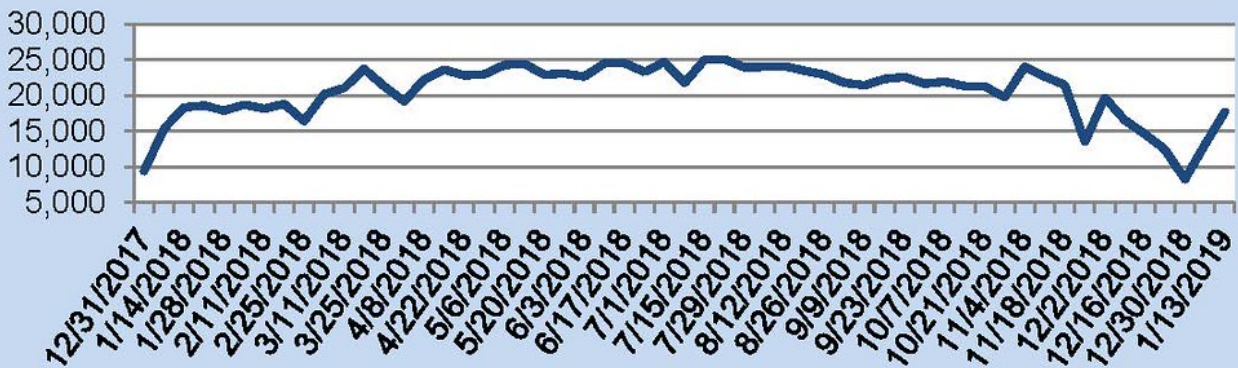


SentriLock Lockbox Activity: OR

35.7%



Week Ending	MON	TUE	WED	THU	FRI	SAT	SUN	Total
1/13/2019	2,759	2,008	2,163	2,167	2,437	2,435	3,770	17,739
1/6/2019	1,610	1,249	746	1,943	2,164	2,319	3,038	13,069

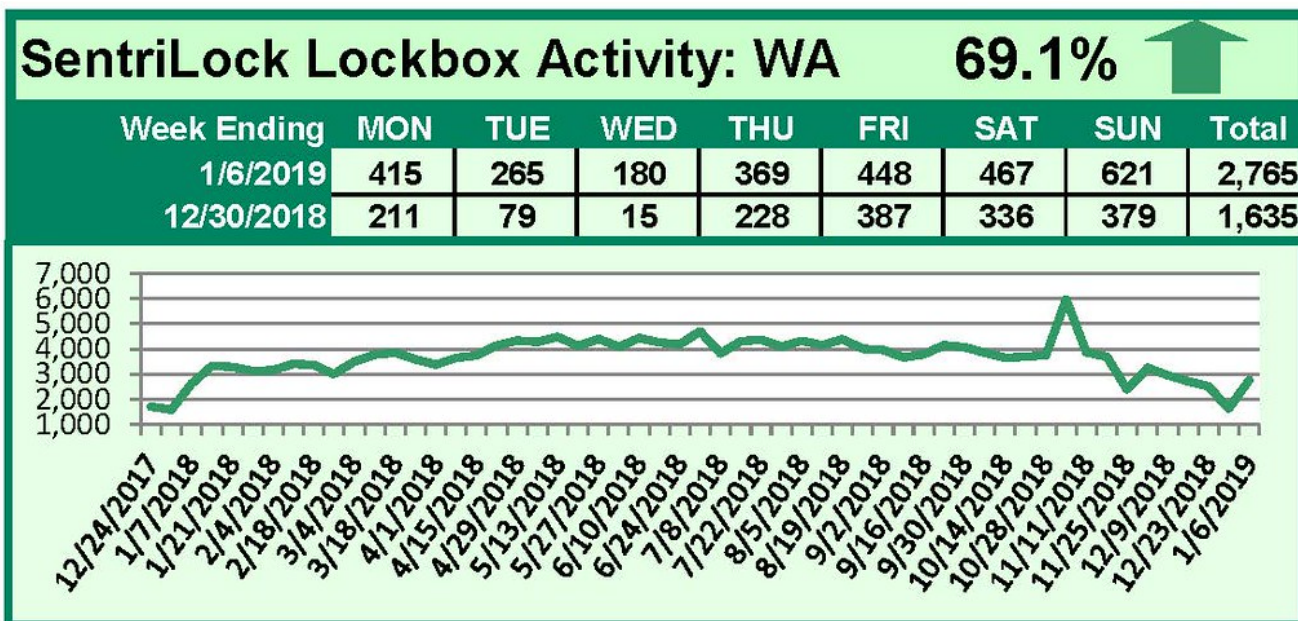


This Week's Lockbox Activity

For the week of January 7-13, 2019, these charts show the number of times RMLS™ subscribers opened SentriLock lockboxes in Oregon and Washington. Activity rose in both Oregon and Washington again this week.

For a larger version of each chart, visit the RMLS™ photostream on Flickr.

SentriLock Lockbox Activity December 31, 2018-January 6, 2019

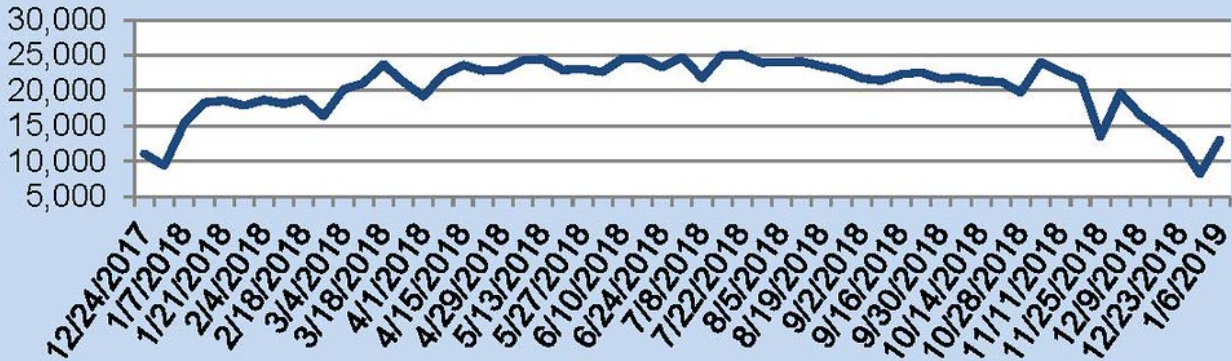


SentriLock Lockbox Activity: OR

58.3%



Week Ending	MON	TUE	WED	THU	FRI	SAT	SUN	Total
1/6/2019	1,610	1,249	746	1,943	2,164	2,319	3,038	13,069
12/30/2018	1,157	387	76	1,249	1,838	1,725	1,824	8,256



This Week's Lockbox Activity

For the week of December 31, 2018 through January 6, 2019, these charts show the number of times RMLS™ subscribers opened SentriLock lockboxes in Oregon and Washington. Activity shot up in both Oregon and Washington this week.

For a larger version of each chart, visit the RMLS™ photostream on Flickr.