

Jump-start Your ShowingTime Experience on May 2nd

The screenshot displays the RMLS web application interface. At the top, there is a navigation bar with the RMLS logo on the left and a 'Leave a message' button on the right. Below the navigation bar, there are several tabs: Desktop, Search, Prospecting, Statistics, Realtor Assoc, MLS Roster, Toolkit, Back Office, and Hello, SentiLock!. The main content area is divided into several sections. On the left, there are status boxes for 'No New Prospect Matches', 'No New HotSheet Matches', and 'No Listings Expiring in Next 7 Days'. Below these is a 'Subscriber Account Information' section. The central part of the page features an 'RMLS™ News' section with a 'Help' icon and a 'Need Help?' message. A 'ShowingTime' menu is open, listing various tools and services, with 'ShowingTime' highlighted in a red box. On the right side, there is a search bar and a 'My Inventory' section showing listing status.

ShowingTime is an efficient online scheduling tool allowing, *but not requiring*, RMLS™ subscribers to schedule a showing from right inside RMLSweb. Listing brokers using ShowingTime may set up showing schedules, automate communications with owners, while confirming, rescheduling, or denying showing appointments. Buyers' brokers may use ShowingTime to schedule appointments, get driving directions. ShowingTime can even be used for showing feedback!

Here are just a few of the ways ShowingTime can help RMLS™ subscribers:

- Create showing schedules for listings
- Schedule showings for a listing

- Instant notifications via text, email, or phone when showings are requested/confirmed
- Online access to showing information from any device
- Showing Feedback
- Schedule multiple showings at once (via Showing Cart)
- Map a buyer's tour
- Display driving directions

All of this is free to RMLS*web* users, but power users may want to level up to the ShowingTime paid product for advanced capabilities.

JUMP-START YOUR SHOWINGTIME EXPERIENCE

ShowingTime is offering a limited run of webinars for RMLS™ subscribers. [Get acquainted by joining one of the four webinars happening May 1st, 2nd, and 3rd.](#)

Once the product goes live on May 2nd (along with the [other RMLS*web* projects debuting at the same time](#)), head to RMLS*web*. Navigate to the Toolkit menu and select ShowingTime (above).

MARGO TESTER (MARGTEST)

Home
Showings
Listing Setup
Contacts
My Agent Setup
My Agent Setup
Feedback
Reports
Help and Training

Upload Photo
Calendar Sync
Mass Add Listing Note

Profile Basics

First Name: Margo
Last Name: Tester
Home Phone: (503) 555-1212
Mobile Phone: (503) 236-7657
-- Phone Type --
Fax:
Email: billing@rmls.com
Text Message:
Text Message Length: Abbreviated SMS Notification (One messa
Service Level: **ShowingTime for the MLS**
MLS: RMLS Oregon
Agent ID: **MARGTEST**
Office Name: RMLS Vancouver
Office ID: 4RML01
Office Phone: (360) 696-0718
Office Fax: (360) 696-9342
Date Joined: 04/25/2018
Showing PIN:

Login Information

Username: Role: None
New Password:
Retype New Password:

My Linked Profiles

Link Status	Status	MLS	Agent Name	Office Name	Agent Id	Email Address	Unlink
Profile not linked							

Add Profile

Listing Agent Preferences

Allow Agents To Request Appointments Online?: Yes No

Set up your user preferences on this page—they will help you use ShowingTime successfully. Scroll down this page to find a special button to download the ShowingTime app and access your account easily, without a lengthy login process.

SET UP SHOWINGTIME ON A LISTING

Once your preferences are set up, you may enable ShowingTime on *any* of your RMLSweb listings in Listing Load:

Listing Load: New Listing - Step 2 [Help](#) Delete Save * Finish Later Publish

New Listing Fields Filled: 11% MLS#: 18381991 Area: 145 Property Category: Residential

Form Form Alerts


Listing Information	Broker/Agent Information
General Information	Bkr Code: 4RML01 Seller's Office: RMLS Vancouver Phone: 360-696-0718 Fax: 360-696-9342
Residence	SAID: SUPTEST Seller's Agent: SentiLock Test Phone: 503-555-1212 Agent Cell / Pgr:
Remarks	Agent E-mail: Billing@rmls.com Agent Extension:
Approximate Room Sizes and Descriptions	Co-Seller's SAID: Allow Edit: Co-Seller's Bkr Code: Co-Seller's Agent: Co-Seller's Ag Phone:
Features	Co-Seller's Agent E-mail: Publish as Coming Soon-No Showing (CSN): <input type="checkbox"/>
Utilities	Date Marketing to Begin: Expiration Date: Occupied By: Possession:
Financials	FIRPTA Applies: Lockbox/ Location/Combo: Owner: SMITH LELAND W & 1st Contact: Owner 2: 2nd Contact:
Broker/Agent Information	Showing Hours: Tenant/Other: Set Up ShowingTime? Yes <input type="checkbox"/>
Amenities	<input type="checkbox"/> 24 Hour Notice <input type="checkbox"/> Appointment Only <input type="checkbox"/> Beware of Pets <input type="checkbox"/> Broker Must Accompany <input type="checkbox"/> Call Before Showing Code <input type="checkbox"/> Call Co-Seller's Agent <input type="checkbox"/> Call First <input type="checkbox"/> Call Owner <input type="checkbox"/> Call Seller' Office <input type="checkbox"/> Call Seller's Agent <input type="checkbox"/> Call Tenant <input type="checkbox"/> Combination Lock Box <input type="checkbox"/> Concierge <input type="checkbox"/> Day Sleeper <input type="checkbox"/> Email Seller's Agent <input type="checkbox"/> Key in Seller's Office <input type="checkbox"/> Other Lockbox - Not RMLS <input type="checkbox"/> Owner Occupied <input type="checkbox"/> RMLS Lock Box <input type="checkbox"/> Security System <input type="checkbox"/> See Remarks <input type="checkbox"/> Text Co-Seller's Agent <input type="checkbox"/> Text Owner <input type="checkbox"/> Text Seller's Agent <input type="checkbox"/> Text Tenant <input type="checkbox"/> Under Construction <input type="checkbox"/> Vacant
Additional Structures	« Previous Tab Next Tab »

Once you've enabled ShowingTime on a listing, head back to the ShowingTime page (or use your app) to set up a showing calendar for the property, add your clients into the loop, set up automatic feedback requests, and more.

(Note that showing instructions don't automatically transfer from RMLSweb to ShowingTime, so users will need to enter the information again.)

REQUEST A SHOWING

Active


MLS#	P	Type	Address	City	Area	Bedrm	Bath	Apx Sqft	Price	
<input type="checkbox"/> 17123576	1	IN-PARK	225 LAKELAND DR	Lakeside	260	4	2	2224	\$555,555	

Buyers' agents, when you find a property in RMLSweb that you'd like to show, simply click the ShowingTime icon wherever you see it—in list view (above), detail view, or on the Agent Full report.

Welcome Margo Tester
Property: 225 LAKELAND DR, LAKESIDE
[Return to listings](#)


Powered by **ShowingTime**
Tell us a little more | Select a time | Submit

Listing Details



Address:	225 LAKELAND DR LAKESIDE, OR 97449
Listing ID:	17123576
Price:	\$555,555
Status:	ACTIVE
Appointment Type:	Appointment Required: Wait for confirmation

My Profile



First Name:	Margo	Not Margo Tester?
Last Name:	Tester	
Company:	RMLS Vancouver	

Please send me appointment confirmations for this listing by:

<input checked="" type="checkbox"/>	Email:	<input type="text" value="real.tor@rmls.com"/>
<input type="checkbox"/>	Phone Call:	<input type="text" value="(503) 555-1212"/>
<input type="checkbox"/>	Text Msg:	<input type="text" value="(503) 555-1212"/>

[Click here to view Terms and Conditions](#)

Agree to the Terms and Conditions above for using this service.

[Cancel](#) | [Schedule a Single Showing](#) or [Add to ShowingCart™](#)

Simply fill out the form and either schedule a single showing or add to your ShowingCart to request a batch of showings at a later time.

ShowingTime has more intricacies and features that RMLSweb users are sure to appreciate. [Sign up for the webinars](#)

[happening May 1st, 2nd, and 3rd, to learn more! These webinars will only be offered a few times by ShowingTime, so register today.](#)